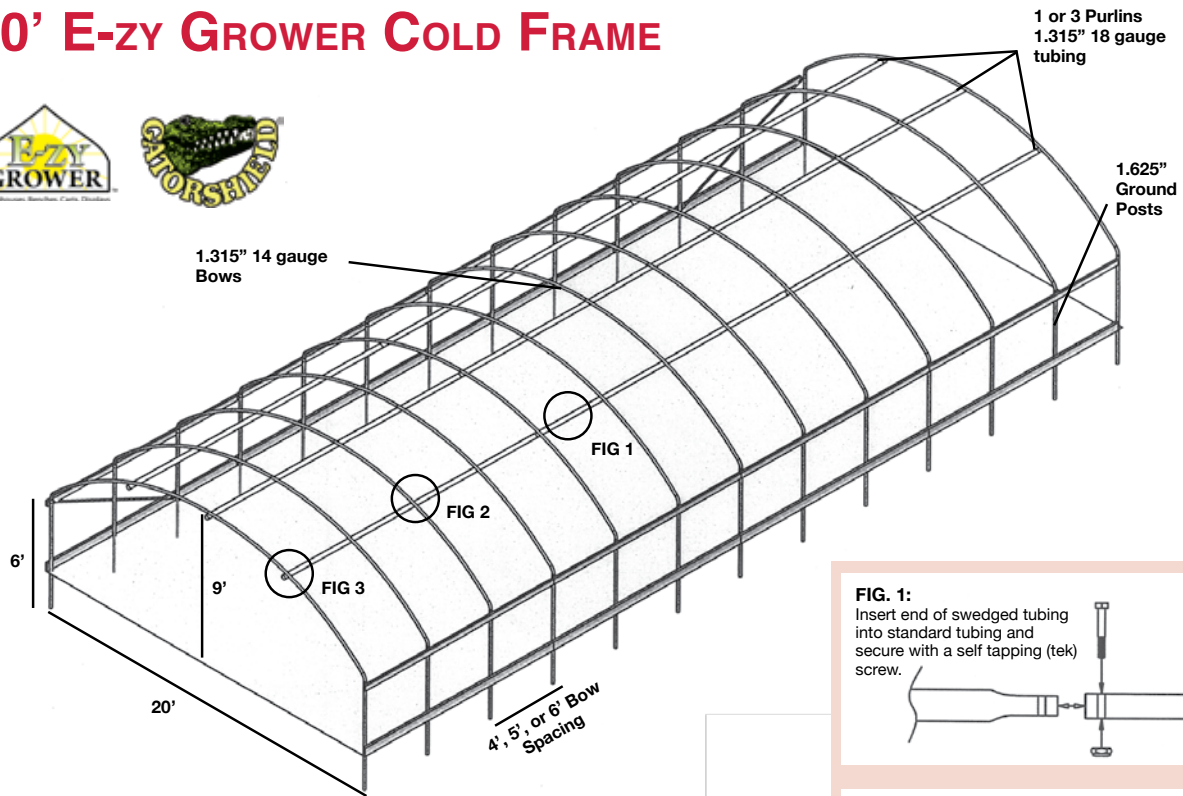


# 20' E-ZY GROWER COLD FRAME



## 20' Cold Frame Specifications:

**Bows:** 1.315, 14 gauge Gatorshield® tubing

**Purlins:** 1.315, 18 gauge Gatorshield® tubing

## 20' Standard-Wall:

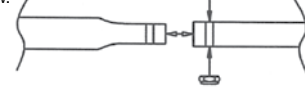
- Height At Peak: 9'0", Height 3' from Side: 6'0"
- Groundpost: 72" (48" above ground)
- Poly Width: 32' ground to ground, 24' eave to eave

## Features:

- Superior structure construction, fast & easy installation
- Easily customized to meet your individual needs
- 4', 5' or 6' bow spacing, 1 or 3 purlin

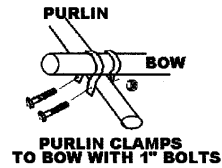
**FIG. 1:**

Insert end of swaged tubing into standard tubing and secure with a self tapping (tek) screw.



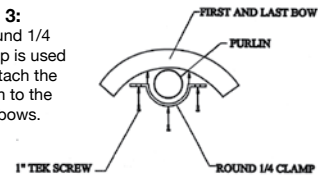
**FIG. 2:**

Twisted purlin clamps are used to easily attach the purlin to the bows. No drilling is needed.



**FIG. 3:**

A round 1/4 clamp is used to attach the purlin to the end bows.



STANDARD-WALL FRAMES	Frame	Wire Polylock Package	Endwall Frame(one end) EACH
20' x 48' Frame - 4' bow spacing; 1 purlin			
20' x 48' Frame - 4' bow spacing; 3 purlins			
20' x 96' Frame - 4' bow spacing; 1 purlin			
20' x 96' Frame - 4' bow spacing; 3 purlins			
20' x 144' Frame - 4' bow spacing; 1 purlin			
20' x 144' Frame - 4' bow spacing; 3 purlins			

Call for Pricing

**NOTE:** FOR BETTER RIGIDITY, WE RECOMMEND A MINIMUM 4' SPACING BETWEEN BOWS. WE WILL QUOTE OTHER SPACING OPTIONS AT CUSTOMER'S REQUEST.

## NEED A DIFFERENT LENGTH?

Call us to quote your **CUSTOM** length!